

- » Logout
- » Home
- » Software License
- » Admin Guide
- » FAQs
- » Data Summary
- » Users
 - » New Users
 - » Statistics
- » Abstracts
 - » Statistics
 - » Data Table
 - » Data Checking
- » Payment Proofs
- » Payment Invoice
- » Full Papers
- » Paper Review
 - » Statistics
 - » Data Table
 - » Manage
 - » Result/Action
 - » Archive
- » Revised Papers
- » Copyright Transfers
- » Presentation Video
- » Online Q&A Forum
- » Certificate
- » Presenter
- » Non-Presenter
- » Time Setting Creation

[<< back](#)

Name	Dr. Aceng Sambas [Profiling GS Record Delete User]								
User ID	USER-327 (Activated on Monday, 20 July 2020)								
Email	<input type="text" value="acengs@umtas.ac.id"/>								
Login Code	<input type="text" value="xsZ9BTYban"/>								
Institution	Universitas Muhammadiyah Tasikmalaya								
Research	Dynamical System								
Participation	Presenter								
Postal address	<table style="width: 100%; border-collapse: collapse;"> <tr> <td style="width: 20%;">Street</td> <td>Tamansari Gobras Km. 2.5</td> </tr> <tr> <td>City</td> <td>Tasikmalaya</td> </tr> <tr> <td>ZIP code</td> <td>46196</td> </tr> <tr> <td>Country</td> <td>Indonesia</td> </tr> </table>	Street	Tamansari Gobras Km. 2.5	City	Tasikmalaya	ZIP code	46196	Country	Indonesia
Street	Tamansari Gobras Km. 2.5								
City	Tasikmalaya								
ZIP code	46196								
Country	Indonesia								
Phone number									
Fax number									

[Abstract ID: ABS-218]
[Search on Ifory](#)

A New 3-D Chaotic Jerk System with Four Nonlinear Terms, its Backstepping Synchronization and Circuit Simulation

K. Lamamra1,, S. Vaidyanathan2, W. T. Putra3, E. Darnila4, A. Sambas5, and Mujiarto5*

Mujiarto5
 1 Department of Electronics, University of Larbi Ben Mhidi, Oum El Bouaghi, Algeria
 2 Research and Development Centre, Vel Tech University, Avadi, Chennai, India
 3 Department of Mechanical Engineering, Universitas Muhammadiyah Ponorogo, Indonesia
 4 Department of Informatic, Universitas Malikussaleh, Aceh Utara, Indonesia
 5 Department of Mechanical Engineering, Universitas Muhammadiyah Tasikmalaya, Indonesia

Abstract

A new 3-D chaotic jerk system with four nonlinear systems is proposed in this research work. There is great interest in the literature in discovering chaos in mechanical systems. In this work, we find chaos in a 3-D chaotic jerk system, which is a mechanical oscillator with four nonlinear terms. As a control application, we design backstepping based global chaos synchronization for a pair of new chaotic jerk systems. As a circuit application, we design MultiSIM electronic circuit for the new chaotic jerk system. The MultiSIM outputs show good agreement with the MATLAB outputs for the new jerk system. **(Approx. 99 words)**

Keywords: 3-d Chaotic, four non-linear

Topic: Engineering and Technology

Type: Oral Presentation

Info:

Abstract Review Result
<u>Decision:</u> Accepted
<u>Comment:</u>

Info:


Abstract Review Result

Decision: Accepted

Comment:

[Get Letter of Acceptance](#) [Get Letter of Invitation](#)

[Get Certificate](#)
[See certificate sample](#)


 Need as PDF? Use Chrome Browser, [here is how](#)

Submission Final Decision

Decision: Accepted

Comment:

[Get Letter of Acceptance](#) [Get Letter of Invitation](#)

 Need as PDF? Use Chrome Browser, [here is how](#)

URL JPCS-1477: <https://iopscience.iop.org/volume/1742-6596/1477>

URL pdf: <https://iopscience.iop.org/article/10.1088/1742-6596/1477/2/022017/pdf>

URI abstract: <https://iopscience.iop.org/article/10.1088/1742-6596/1477/2/022017>

Link indexing: <https://www.scimagojr.com/journalsearch.php?q=130053&tip=sid&clean=0>

[Print this page](#)

ICComSET 2019

The 2nd International Conference on Computer, Science,
Engineering and Technology

Universitas Muhammadiyah Tasikmalaya/Banten, 15-16 October 2019

Website: <http://www.2ndiccomset.umtas.ac.id>

Email: iccomset@umtas.ac.id

Date: 16 July 2019

Letter of Acceptance for Abstract

Dear Authors: K. Lamamra1,*, S. Vaidyanathan2 , W. T. Putra3 , E. Darnila4 , A. Sambas5 , and Mujiarto5

We are pleased to inform you that your abstract (ABS-218, Oral Presentation), entitled:

"A New 3-D Chaotic Jerk System with Four Nonlinear Terms, its Backstepping Synchronization and Circuit Simulation"

has been reviewed and accepted to be presented at ICComSET 2019 conference to be held on 15-16 October 2019, in Banten, Indonesia.

Please submit your full paper and make the payment for registration fee before the deadlines, visit our website for more information.

Thank You.

Best regards,

A handwritten signature in black ink, appearing to be 'Mujiarto', with a horizontal line underneath.

Dr. Mujiarto, S.T.,M.T.
ICComSET 2019 Chairperson

Konfrenzi.com - Conference Management System

[Print this page](#)

ICComSET 2019

The 2nd International Conference on Computer, Science,
Engineering and Technology

Universitas Muhammadiyah Tasikmalaya/Banten, 15-16 October 2019

Website: <http://www.2ndiccomset.umtas.ac.id>

Email: iccomset@umtas.ac.id

Date: 11 October 2019

Letter of Acceptance for Full Paper

Dear Authors: K. Lamamra1,* , S. Vaidyanathan2 , W. T. Putra3 , E. Darnila4 , A. Sambas5 , and Mujiarto5

We are pleased to inform you that your paper, entitled:

"A New 3-D Chaotic Jerk System with Four Nonlinear Terms, its Backstepping Synchronization and Circuit Simulation"

has been reviewed and accepted to be presented at ICComSET 2019 conference to be held on 15-16 October 2019 in Banten, Indonesia.

Please make the payment for registration fee before the deadlines, visit our website for more information.

Thank You.

Best regards,

A handwritten signature in black ink, appearing to be 'Mujiarto', with a horizontal line underneath.

Dr. Mujiarto, S.T.,M.T.
ICComSET 2019 Chairperson

Konfrenzi.com - Conference Management System

[Print this page](#)

ICComSET 2019

The 2nd International Conference on Computer, Science,
Engineering and Technology

Universitas Muhammadiyah Tasikmalaya/Banten, 15-16 October 2019

Website: <http://www.2ndiccomset.umtas.ac.id>

Email: iccomset@umtas.ac.id

Date: 10 September 2019

Letter of Invitation

Dear Authors: K. Lamamra1,*, S. Vaidyanathan2 , W. T. Putra3 , E. Darnila4 , A. Sambas5 , and Mujiarto5

We are pleased to inform you that your abstract (ABS-218, Oral Presentation), entitled:

"A New 3-D Chaotic Jerk System with Four Nonlinear Terms, its Backstepping Synchronization and Circuit Simulation"

has been reviewed and accepted to be presented at ICComSET 2019 conference to be held on 15-16 October 2019 in Banten, Indonesia.

We cordially invite you to attend our conference and present your research described in the abstract.

Please submit your full paper and make the payment for registration fee before the deadlines, visit our website for more information.

Thank You.

Best regards,

A handwritten signature in black ink, appearing to be 'Mujiarto', written over a horizontal line.

Dr. Mujiarto, S.T.,M.T.
ICComSET 2019 Chairperson

[Print this page](#)

ICComSET 2019

The 2nd International Conference on Computer, Science,
Engineering and Technology

Universitas Muhammadiyah Tasikmalaya/Banten, 15-16 October 2019

Website: <http://www.2ndiccomset.umtas.ac.id>

Email: iccomset@umtas.ac.id

Date: 10 September 2019

Letter of Invitation

Dear Authors: K. Lamamra1,* , S. Vaidyanathan2 , W. T. Putra3 , E. Darnila4 , A. Sambas5 , and Mujiarto5

We are pleased to inform you that your paper, entitled:

"A New 3-D Chaotic Jerk System with Four Nonlinear Terms, its Backstepping Synchronization and Circuit Simulation"

has been reviewed and accepted to be presented at ICComSET 2019 conference to be held on 15-16 October 2019 in Banten, Indonesia.

We cordially invite you to attend our conference and present your research described in the paper.

Please make the payment for registration fee before the deadlines, visit our website for more information.

Thank You.

Best regards,

A handwritten signature in black ink, appearing to be 'Mujiarto', with a horizontal line underneath.

Dr. Mujiarto, S.T.,M.T.
ICComSET 2019 Chairperson

A New 3-D Chaotic Jerk System with Four Nonlinear Terms, its Backstepping Synchronization and Circuit Simulation

K. Lamamra^{1,*}, S. Vaidyanathan², W. T. Putra³, E. Darnila⁴, A. Sambas⁵, and Mujiarto⁵

¹ Department of Electronics, University of Larbi Ben Mhidi, Oum El Bouaghi, Algeria

² Research and Development Centre, Vel Tech University, Avadi, Chennai, India

³ Department of Mechanical Engineering, Universitas Muhammadiyah Ponorogo, Indonesia

⁴ Department of Informatic, Universitas Malikussaleh, Aceh Utara, Indonesia

⁵ Department of Mechanical Engineering, Universitas Muhammadiyah Tasikmalaya, Indonesia

*Lamamra.Kheireddine@univ-oeb.dz

Abstract. A new 3-D chaotic jerk system with four nonlinear systems is proposed in this research work. There is great interest in the literature in discovering chaos in mechanical systems. In this work, we find chaos in a 3-D chaotic jerk system, which is a mechanical oscillator with four nonlinear terms. As a control application, we design backstepping based global chaos synchronization for a pair of new chaotic jerk systems. As a circuit application, we design MultiSIM electronic circuit for the new chaotic jerk system. The MultiSIM outputs show good agreement with the MATLAB outputs for the new jerk system.

1. Introduction

Chaos theory deals with nonlinear dynamical systems exhibiting high sensitivity to small changes in initial conditions [1-2]. Mathematically, chaotic systems are characterized by the presence of at least one positive Lyapunov exponent.

Chaotic systems have several applications in science and engineering. Some important applications of chaotic systems can be cited as temperature systems [3], spring-pendulum oscillator [4], motor DC [5], biological snap oscillator [6], radar [7], robotic [8], economic [9], circuits [10-11], etc.

In physics, a jerk ODE can be written as the third order dynamics

$$\frac{d^3x}{dt^3} = \varphi \left(x, \frac{dx}{dt}, \frac{d^2x}{dt^2} \right) \quad (1)$$

In (1), $x(t)$ stands for the displacement, $\frac{dx}{dt}$ the velocity, $\frac{d^2x}{dt^2}$ the acceleration and $\frac{d^3x}{dt^3}$ the *jerk*.

Thus, we call the third order differential equation (1) as the *jerk differential equation*.

In mechanical engineering, jerk differential equations have several applications in oscillatory motion [1-2].

In qualitative analysis, it is convenient to express the third-order ODE (1) in a system form.

For this purpose, we define the following phase variables:

$$\begin{cases} \dot{x}_1(t) = x_2(t) \\ \dot{x}_2(t) = x_3(t) \\ \dot{x}_3(t) = \varphi(x_1, x_2, x_3) \end{cases} \quad (2)$$

Thus, the state variables in (2) can be viewed as the *displacement*, *velocity* and *acceleration*, respectively. Using these state variables, we can express the jerk differential equation (1) as follows:

$$\begin{cases} \dot{x}_1 = x_2 \\ \dot{x}_2 = x_3 \\ \dot{x}_3 = \varphi(x_1, x_2, x_3) \end{cases} \quad (3)$$

Many jerk systems have been reported in the chaos literature [12-17]. Some famous jerk systems in the mechanical engineering are Sprott systems [12], Li system [13], Elsonbaty system [14], Coulet system [15], Vaidyanathan systems [16-17], etc.

In this research paper, we report the finding of a new chaotic jerk system with four nonlinear terms. We describe the phase plots of the jerk system and carry out a rigorous dynamic analysis by finding equilibrium points, Lyapunov exponents, Kaplan-Yorke dimension, symmetry analysis, etc.

As a control application, we derive new results for the backstepping based synchronization of the new chaotic jerk system with itself. Synchronization of chaotic systems deals with the control problem of finding suitable feedback control laws so as to asymptotically synchronize the respective trajectories of a pair of chaotic systems called as master and slave systems. We use backstepping control method for achieving global chaos synchronization of the new chaotic jerk system with itself. Backstepping control method is a recursive procedure used for stabilizing nonlinear dynamical systems [1-2].

Section 2 describes the new chaotic jerk system, its phase plots and Lyapunov exponents. Section 3 describes the backstepping-based adaptive synchronization of the new chaotic jerk system with itself. Furthermore, an electronic circuit realization of the new chaotic system is presented in detail in Section 4. The circuit experimental results of the new chaotic jerk system in Section 4 agreement with the numerical simulations via MATLAB obtained in Section 2. Section 5 draws the main conclusions.

2. A New Chaotic Jerk System with Four Nonlinear Terms

In this work, we report a new 3-D jerk system modelled by

$$\begin{cases} \dot{x} = y \\ \dot{y} = z \\ \dot{z} = -az - bx^2z - c|x| + xy^2 - x^3 \end{cases} \quad (4)$$

where $X = (x, y, z)$ is the state and a, b, c are positive constants.

In this paper, we show that the 3-D jerk system (4) is *chaotic* for the parameter values

$$a = 2, \quad b = 0.2, \quad c = 0.5 \quad (5)$$

Using Wolf's algorithm [18], the Lyapunov exponents of the system (4) for the parameter set $(a, b, c) = (2, 0.2, 0.5)$ and the initial state $X(0) = (0.2, 0.2, 0.2)$ were found as

$$LE_1 = 0.1979, \quad LE_2 = 0, \quad LE_3 = -2.7849 \quad (6)$$

Thus, the 3-D jerk system (4) is chaotic with a positive Lyapunov exponent, LE_1 .

It is noted that the sum of the Lyapunov exponents in (6) is negative.

$$LE_1 + LE_2 + LE_3 = -2.5870 < 0 \quad (7)$$

This shows that the system (4) is dissipative with a strange chaotic attractor.

The Kaplan-Yorke dimension of the jerk system (4) is computed as

$$D_{KY} = 2 + \frac{LE_1 + LE_2}{|LE_3|} = 2.0711 \quad (8)$$

The equilibrium points of the new chaotic jerk system (4) are easily determined as $E_0 = (0, 0, 0)$ and $E_1 = (-0.7071, 0, 0)$. These equilibrium points are in a critical case, and Lyapunov's first stability method based on linearization matrices is not successful to analyze the stability behaviour of E_0 and E_1 . From the phase plots, we infer that these equilibrium points have unstable behaviour.

Figure 1 shows the Lyapunov exponents of the 3-D chaotic jerk system (4) for the parameter set $(a, b, c) = (2, 0.2, 0.5)$ and initial state $X(0) = (0.2, 0.2, 0.2)$.

Figures 2-4 show the 2-D phase portraits of the hyperchaotic system (1) for the parameter set $(a, b, c) = (2, 0.2, 0.5)$ and initial state $X(0) = (0.2, 0.2, 0.2)$.

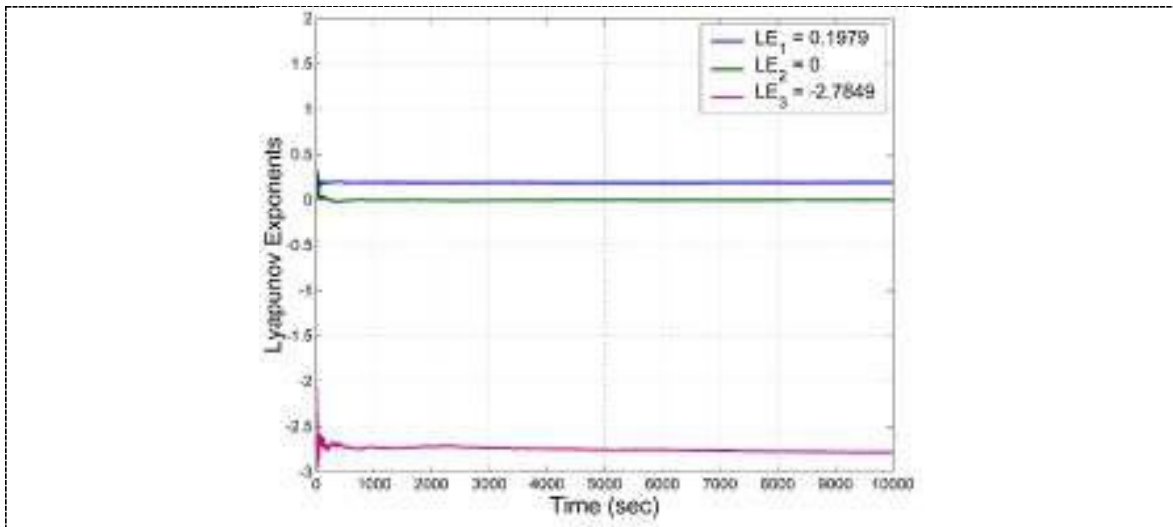


Figure 1. Lyapunov exponents of the new chaotic jerk system (4) for the parameter set $(a, b, c) = (2, 0.2, 0.5)$ and initial state $X(0) = (0.2, 0.2, 0.2)$

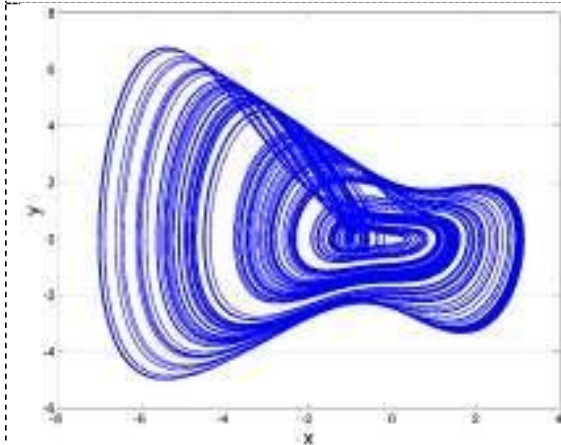


Figure 2. MATLAB plot showing the 2-D phase portrait of the new chaotic jerk system (4) in the (x, y) - plane for $(a, b, c) = (2, 0.2, 0.5)$ and $X(0) = (0.2, 0.2, 0.2)$

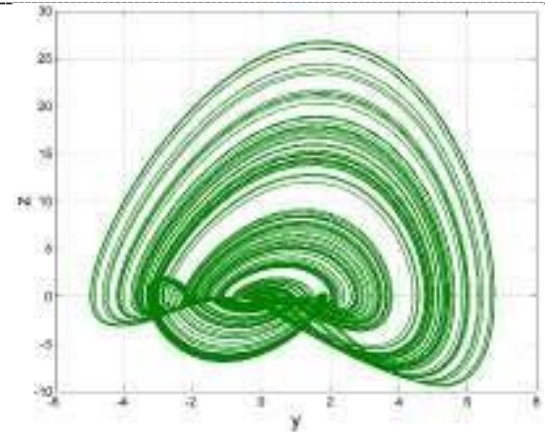


Figure 3. MATLAB plot showing the 2-D phase portrait of the new chaotic jerk system (4) in the (y, z) - plane for $(a, b, c) = (2, 0.2, 0.5)$ and $X(0) = (0.2, 0.2, 0.2)$

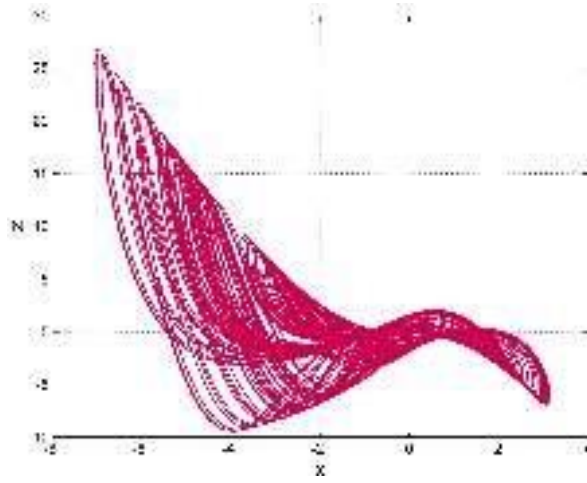


Figure 4. MATLAB plot showing the 2-D phase portrait of the new chaotic jerk system (4) in the (x, z) – plane for $(a, b, c) = (2, 0.2, 0.5)$ and $X(0) = (0.2, 0.2, 0.2)$

3. Backstepping-Based Global Chaos Synchronization of the Chaotic Jerk Systems

In this section, we use backstepping control method to achieve global chaos synchronization of the new chaotic jerk systems.

As the master system for the synchronization, we consider the new chaotic jerk system

$$\begin{cases} \dot{x}_1 = y_1 \\ \dot{y}_1 = z_1 \\ \dot{z}_1 = -ax_1 - bx_1^2z_1 - c|x_1| + x_1y_1^2 - x_1^3 \end{cases} \quad (9)$$

In (9), x_1, y_1, z_1 are the states and a, b, c are positive, constant, parameters.

As the slave system for the synchronization, we consider the new chaotic jerk system

$$\begin{cases} \dot{x}_2 = y_2 \\ \dot{y}_2 = z_2 \\ \dot{z}_2 = -ax_2 - bx_2^2z_2 - c|x_2| + x_2y_2^2 - x_2^3 + u \end{cases} \quad (10)$$

In (10), x_2, y_2, z_2 are the states and u is a backstepping control to be designed.

The synchronization error between the jerk systems (9) and (10) can be defined as follows:

$$\begin{cases} e_x = x_2 - x_1 \\ e_y = y_2 - y_1 \\ e_z = z_2 - z_1 \end{cases} \quad (11)$$

We find the error dynamics as follows:

$$\begin{cases} \dot{e}_x = -e_x \\ \dot{e}_y = -e_y \\ \dot{e}_z = -ae_z - b(x_2^2 z_2 - x_1^2 z_1) - c(|x_2| - |x_1|) + x_2 y_2^2 - x_1 y_1^2 - x_2^2 + x_1^3 + u \end{cases} \quad (12)$$

Using active backstepping control, we establish a key result of this section.

Theorem 1. The master and slave chaotic jerk systems represented by (9) and (10) are globally and asymptotically synchronized by means of the active backstepping controller given by

$$u = -3e_x - 5e_y - (3-a)e_z + b(x_2^2 z_2 - x_1^2 z_1) + c(|x_2| - |x_1|) - x_2 y_2^2 + x_1 y_1^2 + x_2^3 - x_1^3 - K\sigma_z \quad (13)$$

where $\sigma_z = 2e_x + 2e_y + e_z$ and $K > 0$ is a gain constant.

Proof. The result is proved via backstepping control method, which is a recursive procedure in Lyapunov stability theory [1]. We start with the Lyapunov function

$$V_1(\sigma_x) = 0.5 \sigma_x^2 \quad (14)$$

where $\sigma_x = e_x$.

Differentiating V_1 along the error dynamics (12), we get

$$\dot{V}_1 = \sigma_x \dot{\sigma}_x = e_x \dot{e}_x = -e_x^2 + e_x (e_x + e_y) \quad (15)$$

We define

$$\sigma_y = e_x + e_y \quad (16)$$

Using Eq. (16), we can simplify Eq. (15) as

$$\dot{V}_1 = -\sigma_x^2 + \sigma_x \sigma_y \quad (17)$$

Next, we define the Lyapunov function

$$V_2(\sigma_x, \sigma_y) = V_1(\sigma_x) + 0.5\sigma_y^2 = 0.5(\sigma_x^2 + \sigma_y^2) \quad (18)$$

Differentiating V_2 along the error dynamics (12), we get

$$\dot{V}_2 = -\sigma_x^2 - \sigma_y^2 + \sigma_y (2e_x + 2e_y + e_z) \quad (19)$$

We define

$$\sigma_z = 2e_x + 2e_y + e_z \quad (20)$$

Using (20), we can express (19) as

$$\dot{V}_2 = -\sigma_x^2 - \sigma_y^2 + \sigma_y \sigma_z \quad (21)$$

Finally, we define the quadratic Lyapunov function

$$V(\sigma_x, \sigma_y, \sigma_z) = 0.5(\sigma_x^2 + \sigma_y^2 + \sigma_z^2) \quad (22)$$

It is evident that V is a positive definite function on R^3 .

Differentiating V along the error dynamics (14) and (16), we get

$$\dot{V} = -\sigma_x^2 - \sigma_y^2 - \sigma_z^2 + \sigma_z T \quad (23)$$

where

$$T = \sigma_z + \sigma_y + \dot{\sigma}_z = \sigma_z + \sigma_y + (2\dot{e}_x + 2\dot{e}_y + \dot{e}_z) \quad (24)$$

A simple calculation shows that

$$T = 3e_x + 5e_y + (3-a)e_z - b(x_2^2 z_2 - x_1^2 z_1) - c(|x_2| - |x_1|) + x_2 y_2^2 - x_1 y_1^2 - x_2^3 + x_1^3 + u \quad (25)$$

Substituting the value of u from Eq. (13) into Eq. (25), we obtain

$$T = -K\sigma_z \quad (26)$$

Substituting the value of T from Eq. (26) into Eq. (23), we get

$$\dot{W} = -\sigma_x^2 - \sigma_y^2 - (1+K)\sigma_z^2 \quad (27)$$

Thus, by Lyapunov stability theory, we conclude that $(\sigma_x(t), \sigma_y(t), \sigma_z(t)) \rightarrow (0, 0, 0)$ as $t \rightarrow \infty$.

Hence, it follows that $(e_x(t), e_y(t), e_z(t)) \rightarrow (0, 0, 0)$ as $t \rightarrow \infty$. This completes the proof. ■

For numerical plots, we take the constants (a, b, c) as in the chaotic case, viz. $a = 2$, $b = 0.2$ and $c = 0.5$. We take the gain as $K = 12$.

The initial conditions of the master jerk system (9) are chosen as

$$x_1(0) = 5.2, \quad y_1(0) = 1.4, \quad z_1(0) = 6.9 \quad (28)$$

The initial conditions of the slave jerk system (10) are chosen as

$$x_2(0) = 2.8, \quad y_2(0) = 7.3, \quad z_2(0) = 1.4 \quad (29)$$

Figures 5-8 show the global chaos synchronization of the chaotic jerk systems (9) and (10).

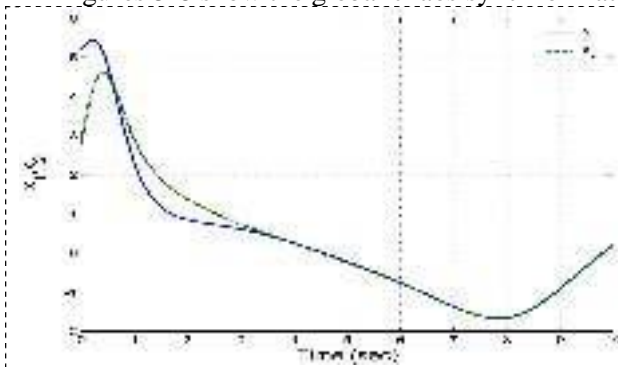


Figure 5. Complete synchronization of the states x_1 and x_2 of the chaotic jerk systems (9) and (10)

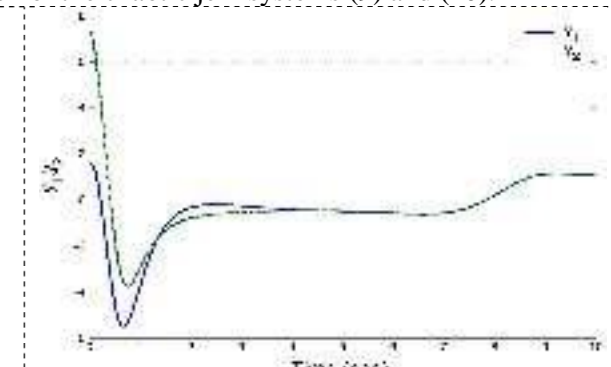


Figure 6. Complete synchronization of the states y_1 and y_2 of the chaotic jerk systems (9) and (10)

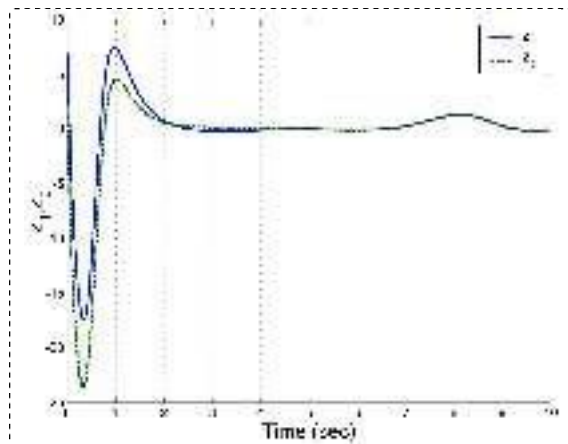


Figure 7. Complete synchronization of the states z_1 and z_2 of the chaotic jerk systems (9) and (10)

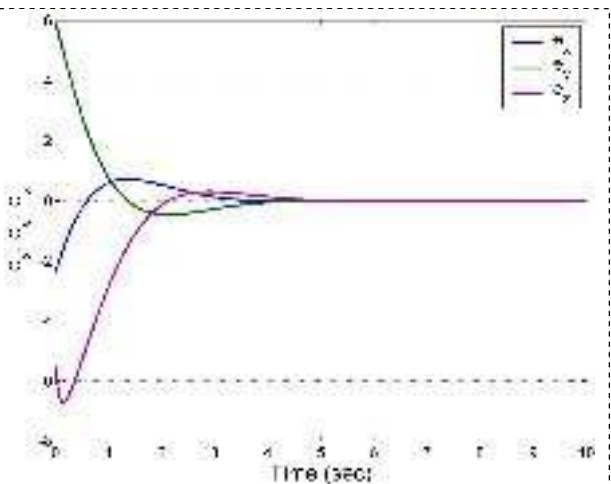


Figure 8. Time-history of the synchronization errors between the chaotic jerk systems (9) and (10)

4. Circuit Implementation of the New Chaotic Jerk System

This section presents the MultiSIM design of an analog circuit in order to approve the theoretical models and confirm the applicability of the mathematical model. The schematic diagram of Figure 9 has been simulated in MultiSIM software. The electronic circuit involves only common available components such as resistors, capacitors, operational amplifiers, multipliers and diodes.

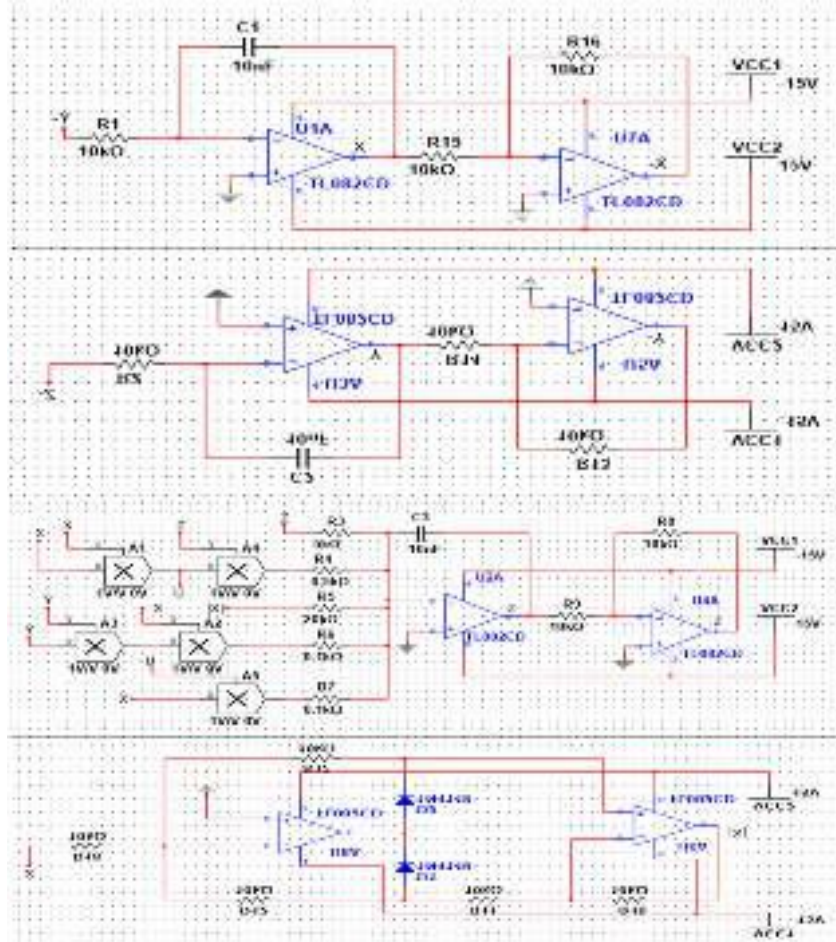


Figure 9 Circuit design for the new chaotic jerk system (4)

By applying Kirchoff electrical circuit laws yield the following circuit equations:

$$\begin{cases} \dot{x} = \frac{1}{C_1 R_1} y \\ \dot{y} = \frac{1}{C_2 R_2} z \\ \dot{z} = -\frac{1}{C R} z - \frac{1}{100 C R} x^2 z - \frac{1}{C R} |x| + \frac{1}{100 C R} x y^2 - \frac{1}{100 C R} x^3 \end{cases} \quad (30)$$

Here, x, y, z are the voltages across the capacitors $C_1, C_2,$ and $C_3,$ respectively.

We choose the values of electronic component as: $R_3 = 5 \text{ k}\Omega, R_4 = 0.5 \text{ k}\Omega, R_5 = 20 \text{ k}\Omega, R_6 = R_7 = 0.1 \text{ k}\Omega, R_1 = R_2 = R_8 = R_9 = R_{10} = R_{11} = R_{12} = R_{13} = R_{14} = R_{15} = R_{16} = R_{17} = R_{18} = 100 \text{ k}\Omega, C_1 = C_2 = C_3 = 10$

nF. Multisim results are reported in Figures 10-12. Clearly, the MultiSIM results show good agreement with the numerical simulations shown in Figures 2-4.

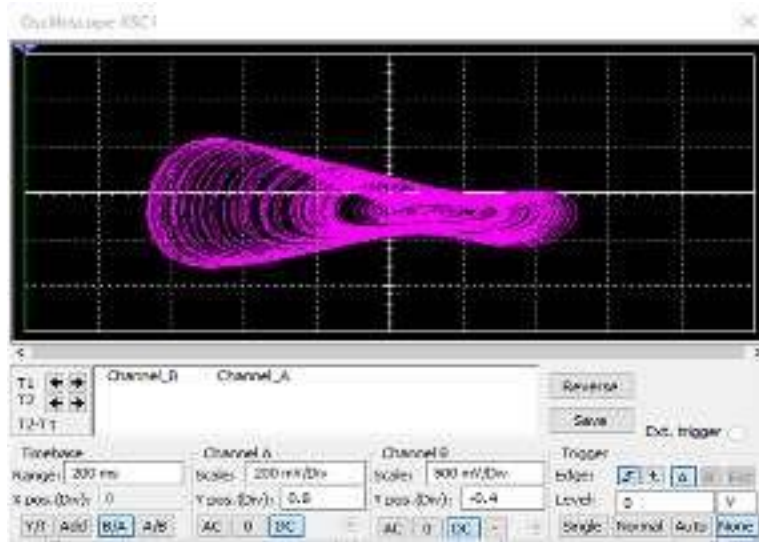


Figure 10. MultiSIM output of the new chaotic jerk system in (x, y) – plane




Figure 11. MultiSIM output of the new chaotic jerk system in (y, z) – plane

Figure 12. MultiSIM output of the new chaotic jerk system in (x, z) – plane

5. Conclusions

A new 3-D chaotic jerk system with four nonlinear systems was proposed in this study. We reported chaos in a 3-D mechanical chaotic jerk system with four nonlinear terms. As a control application, we designed active backstepping based global chaos synchronization for a pair of new chaotic jerk systems. As a circuit application, we designed MultiSIM electronic circuit for the new chaotic jerk system and showed that the MultiSIM outputs are in good agreement with the MATLAB outputs for the new jerk

References

- [1] Vaidyanathan S and Volos C 2017 *Advances and Applications in Chaotic Systems* (Berlin: Springer)
- [2] Pham V T, Vaidyanathan S, Volos C and Kapitaniak T 2018 *Nonlinear Dynamical Systems with Self-Excited and Hidden Attractors* (Berlin: Springer)
- [3] Vaidyanathan S, Azar A T, Rajagopal K, Sambas A, Kacar S and Cavusoglu U 2018 *International Journal of Simulation and Process Modelling* **13** 281-296
- [4] Tian R, Wu Q, Xiong Y, Yang X and Feng W 2014 *The European Physical Journal Plus* **129** 85
- [5] Zhou P, Bai R J and Zheng J M 2015 *Nonlinear Dynamics* **82** 519-525
- [6] Vaidyanathan S, Feki M, Sambas A and Lien C H 2018 *International Journal of Simulation and Process Modelling* **13** 419-432
- [7] Alonge F, Branciforte M and Motta F 2008 *IEEE Transactions on Instrumentation and Measurement* **58** 318-329
- [8] Vaidyanathan S, Sambas A, Mamat M and Sanjaya W S M 2017 *Archives of Control Sciences* **27** 541-554
- [9] Zhao X, Li Z and Li S 2011 *Applied Mathematics and Computation* **217** 6031-6039
- [10] Sambas A, Vaidyanathan S, Zhang S, Zeng Y, Mohamed M A and Mamat M 2019 *IEEE Access* **7** 115454-115462
- [11] Sambas, A., Vaidyanathan, S., Tlelo-Cuautle, E., Zhang, S., Guillen-Fernandez, O., Sukono, Hidayat, Y and Gundara, G. 2019, *Electronics*, **8**, 1211.
- [12] Sprott J C 1997 *American Journal of Physics* **65** 537-543
- [13] Li C and Sprott J C and Xing H 2016 *Physics Letters A* **380** 1172-1177
- [14] Elsonbaty A and El-Sayed A M A 2017 *Nonlinear Dynamics* **90** 2637-2655
- [15] Couillet P, Tresser C and Arneodo A 1979 *Physics Letters A* **72** 268-270
- [16] Vaidyanathan S 2015 *International Journal of Modelling, Identification and Control* **23** 380-392
- [17] Vaidyanathan S and Azar A T 2016 *Studies in Fuzziness and Soft Computing* **337** 581-607
- [18] Wolf A, Swift J B, Swinney H L and Vastano J A 1985 *Physica D* **16** 285-317

Print this page



ICComSET 2019

The 2nd International Conference on Computer, Science,
Engineering and Technology

Universitas Muhammadiyah Tasikmalaya/Banten, 15-16 October 2019

Website: <http://www.2ndiccomset.umtas.ac.id>

Email: iccomset@umtas.ac.id

Date: 08 October 2019

Payment Invoice

Submission Title A New 3-D Chaotic Jerk System with Four Nonlinear Terms, its Backstepping Synchronization and Circuit Simulation

Authors K. Lamamra^{1,*}, S. Vaidyanathan², W. T. Putra³, E. Darnila⁴, A. Sambas⁵, and Mujiarto⁵

Registration Type Indonesian Presenter

Payment Amount IDR 2,850,000 (**Not Paid**)

Payment Account	
Bank Name	Bank Syariah Mandiri
Account Number	7142050476
Account Holder	LPPM UMTAS
Info	BSMDIDJAXXX

Note that this document is NOT receipt of payment, please make the payment and then upload your payment proof to the online system.

Best regards,

Anggia Suci Pratiwi, M.Pd.
ICComSET 2019 Finance Manager

Konfrenzi.com - Conference Management System

[Print this page](#)

ICComSET 2019

The 2nd International Conference on Computer, Science,
Engineering and Technology

Universitas Muhammadiyah Tasikmalaya/Banten, 15-16 October 2019

Website: <http://www.2ndiccomset.umtas.ac.id>

Email: iccomset@umtas.ac.id

Date: 08 October 2019

Payment Receipt

The organizing committee of ICComSET 2019 acknowledges the following payment for registration fee,

Abstract ID ABS-218 (Oral Presentation)

Title "A New 3-D Chaotic Jerk System with Four Nonlinear Terms, its Backstepping Synchronization and Circuit Simulation"

Authors K. Lamamra1,*, S. Vaidyanathan2 , W. T. Putra3 , E. Darnila4 , A. Sambas5 , and Mujiarto5

Paid Amount IDR 2,850,000

Paid By Mr. A. Sambas

Thank You.

Best regards,

A handwritten signature in black ink, appearing to read 'Anggia Suci Pratiwi'.

Anggia Suci Pratiwi, M.Pd.
ICComSET 2019 Finance Manager

Konfrenzi.com - Conference Management System

A New 3-D Chaotic Jerk System with Four Nonlinear Terms, its Backstepping Synchronization and Circuit Simulation

K. Lamamra^{1,*}, S. Vaidyanathan², W. T. Putra³, E. Darnila⁴, A. Sambas⁵, and Mujiarto⁵

¹ Department of Electronics, University of Larbi Ben Mhidi, Oum El Bouaghi, Algeria

² Research and Development Centre, Vel Tech University, Avadi, Chennai, India

³ Department of Mechanical Engineering, Universitas Muhammadiyah Ponorogo, Indonesia

⁴ Department of Informatic, Universitas Malikussaleh, Aceh Utara, Indonesia

⁵ Department of Mechanical Engineering, Universitas Muhammadiyah Tasikmalaya, Indonesia

*Lamamra.Kheireddine@univ-oeb.dz

Abstract. A new 3-D chaotic jerk system with four nonlinear systems is proposed in this research work. There is great interest in the literature in discovering chaos in mechanical systems. In this work, we find chaos in a 3-D chaotic jerk system, which is a mechanical oscillator with four nonlinear terms. As a control application, we design backstepping based global chaos synchronization for a pair of new chaotic jerk systems. As a circuit application, we design MultiSIM electronic circuit for the new chaotic jerk system. The MultiSIM outputs show good agreement with the MATLAB outputs for the new jerk system.

1. Introduction

Chaos theory deals with nonlinear dynamical systems exhibiting high sensitivity to small changes in initial conditions [1-2]. Mathematically, chaotic systems are characterized by the presence of at least one positive Lyapunov exponent.

Chaotic systems have several applications in science and engineering. Some important applications of chaotic systems can be cited as temperature systems [3], spring-pendulum oscillator [4], motor DC [5], biological snap oscillator [6], radar [7], robotic [8], economic [9], circuits [10-11], etc.

In physics, a jerk ODE can be written as the third order dynamics

$$\frac{d^3x}{dt^3} = \varphi \left(x, \frac{dx}{dt}, \frac{d^2x}{dt^2} \right) \quad (1)$$

In (1), $x(t)$ stands for the displacement, $\frac{dx}{dt}$ the velocity, $\frac{d^2x}{dt^2}$ the acceleration and $\frac{d^3x}{dt^3}$ the *jerk*.

Thus, we call the third order differential equation (1) as the *jerk differential equation*.

In mechanical engineering, jerk differential equations have several applications in oscillatory motion [1-2].

In qualitative analysis, it is convenient to express the third-order ODE (1) in a system form.

For this purpose, we define the following phase variables:

$$\begin{cases} \dot{x}_1(t) = x_2(t) \\ \dot{x}_2(t) = x_3(t) \\ \dot{x}_3(t) = \varphi(x_1, x_2, x_3) \end{cases} \quad (2)$$

Thus, the state variables in (2) can be viewed as the *displacement*, *velocity* and *acceleration*, respectively. Using these state variables, we can express the jerk differential equation (1) as follows:

$$\begin{cases} \dot{x}_1 = x_2 \\ \dot{x}_2 = x_3 \\ \dot{x}_3 = \varphi(x_1, x_2, x_3) \end{cases} \quad (3)$$

Many jerk systems have been reported in the chaos literature [12-17]. Some famous jerk systems in the mechanical engineering are Sprott systems [12], Li system [13], Elsonbaty system [14], Coulet system [15], Vaidyanathan systems [16-17], etc.

In this research paper, we report the finding of a new chaotic jerk system with four nonlinear terms. We describe the phase plots of the jerk system and carry out a rigorous dynamic analysis by finding equilibrium points, Lyapunov exponents, Kaplan-Yorke dimension, symmetry analysis, etc.

As a control application, we derive new results for the backstepping based synchronization of the new chaotic jerk system with itself. Synchronization of chaotic systems deals with the control problem of finding suitable feedback control laws so as to asymptotically synchronize the respective trajectories of a pair of chaotic systems called as master and slave systems. We use backstepping control method for achieving global chaos synchronization of the new chaotic jerk system with itself. Backstepping control method is a recursive procedure used for stabilizing nonlinear dynamical systems [1-2].

Section 2 describes the new chaotic jerk system, its phase plots and Lyapunov exponents. Section 3 describes the backstepping-based adaptive synchronization of the new chaotic jerk system with itself. Furthermore, an electronic circuit realization of the new chaotic system is presented in detail in Section 4. The circuit experimental results of the new chaotic jerk system in Section 4 agreement with the numerical simulations via MATLAB obtained in Section 2. Section 5 draws the main conclusions.

2. A New Chaotic Jerk System with Four Nonlinear Terms

In this work, we report a new 3-D jerk system modelled by

$$\begin{cases} \dot{x} = y \\ \dot{y} = z \\ \dot{z} = -az - bx^2z - c|x| + xy^2 - x^3 \end{cases} \quad (4)$$

where $X = (x, y, z)$ is the state and a, b, c are positive constants.

In this paper, we show that the 3-D jerk system (4) is *chaotic* for the parameter values

$$a = 2, \quad b = 0.2, \quad c = 0.5 \quad (5)$$

Using Wolf's algorithm [18], the Lyapunov exponents of the system (4) for the parameter set $(a, b, c) = (2, 0.2, 0.5)$ and the initial state $X(0) = (0.2, 0.2, 0.2)$ were found as

$$LE_1 = 0.1979, \quad LE_2 = 0, \quad LE_3 = -2.7849 \quad (6)$$

Thus, the 3-D jerk system (4) is chaotic with a positive Lyapunov exponent, LE_1 .

It is noted that the sum of the Lyapunov exponents in (6) is negative.

$$LE_1 + LE_2 + LE_3 = -2.5870 < 0 \quad (7)$$

This shows that the system (4) is dissipative with a strange chaotic attractor.

The Kaplan-Yorke dimension of the jerk system (4) is computed as

$$D_{KY} = 2 + \frac{LE_1 + LE_2}{|LE_3|} = 2.0711 \quad (8)$$

The equilibrium points of the new chaotic jerk system (4) are easily determined as $E_0 = (0, 0, 0)$ and $E_1 = (-0.7071, 0, 0)$. These equilibrium points are in a critical case, and Lyapunov's first stability method based on linearization matrices is not successful to analyze the stability behaviour of E_0 and E_1 . From the phase plots, we infer that these equilibrium points have unstable behaviour.

Figure 1 shows the Lyapunov exponents of the 3-D chaotic jerk system (4) for the parameter set $(a, b, c) = (2, 0.2, 0.5)$ and initial state $X(0) = (0.2, 0.2, 0.2)$.

Figures 2-4 show the 2-D phase portraits of the hyperchaotic system (1) for the parameter set $(a, b, c) = (2, 0.2, 0.5)$ and initial state $X(0) = (0.2, 0.2, 0.2)$.

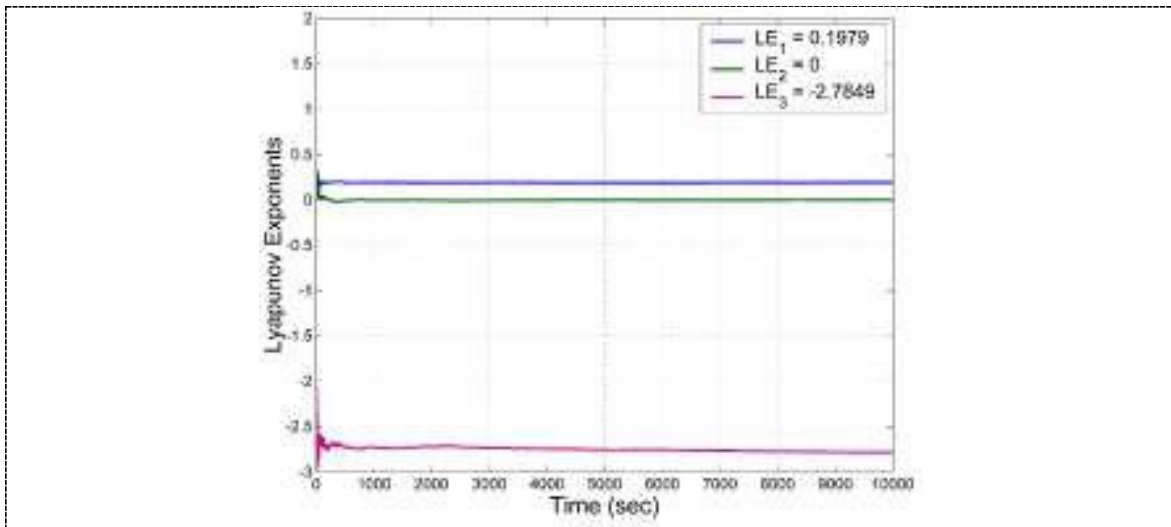


Figure 1. Lyapunov exponents of the new chaotic jerk system (4) for the parameter set $(a, b, c) = (2, 0.2, 0.5)$ and initial state $X(0) = (0.2, 0.2, 0.2)$

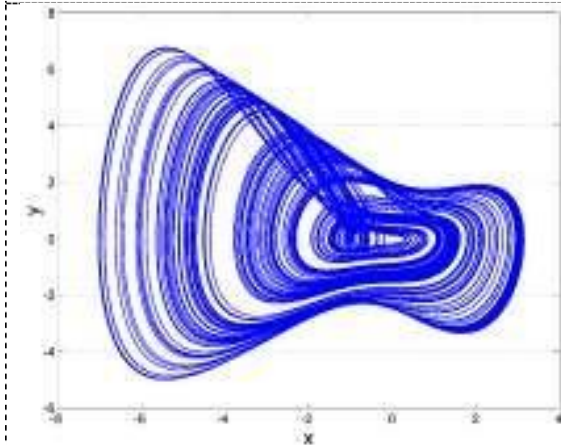


Figure 2. MATLAB plot showing the 2-D phase portrait of the new chaotic jerk system (4) in the (x, y) - plane for $(a, b, c) = (2, 0.2, 0.5)$ and $X(0) = (0.2, 0.2, 0.2)$

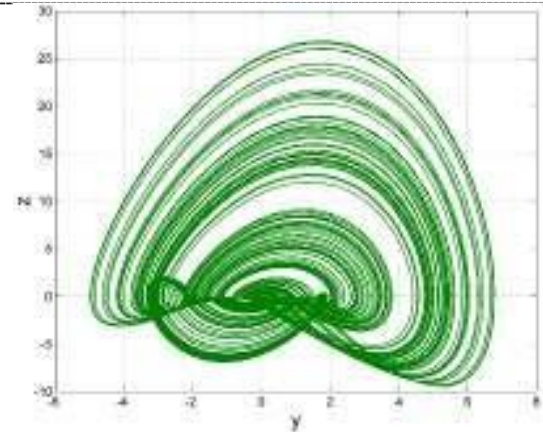


Figure 3. MATLAB plot showing the 2-D phase portrait of the new chaotic jerk system (4) in the (y, z) - plane for $(a, b, c) = (2, 0.2, 0.5)$ and $X(0) = (0.2, 0.2, 0.2)$

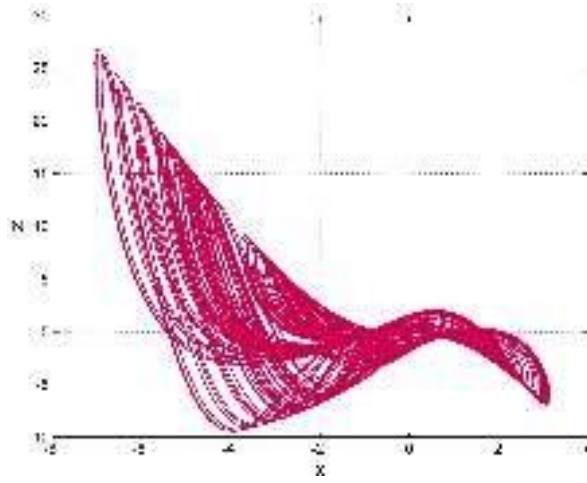


Figure 4. MATLAB plot showing the 2-D phase portrait of the new chaotic jerk system (4) in the (x, z) – plane for $(a, b, c) = (2, 0.2, 0.5)$ and $X(0) = (0.2, 0.2, 0.2)$

3. Backstepping-Based Global Chaos Synchronization of the Chaotic Jerk Systems

In this section, we use backstepping control method to achieve global chaos synchronization of the new chaotic jerk systems.

As the master system for the synchronization, we consider the new chaotic jerk system

$$\begin{cases} \dot{x}_1 = y_1 \\ \dot{y}_1 = z_1 \\ \dot{z}_1 = -ax_1 - bx_1^2 z_1 - c|x_1| + x_1 y_1^2 - x_1^3 \end{cases} \quad (9)$$

In (9), x_1, y_1, z_1 are the states and a, b, c are positive, constant, parameters.

As the slave system for the synchronization, we consider the new chaotic jerk system

$$\begin{cases} \dot{x}_2 = y_2 \\ \dot{y}_2 = z_2 \\ \dot{z}_2 = -ax_2 - bx_2^2 z_2 - c|x_2| + x_2 y_2^2 - x_2^3 + u \end{cases} \quad (10)$$

In (10), x_2, y_2, z_2 are the states and u is a backstepping control to be designed.

The synchronization error between the jerk systems (9) and (10) can be defined as follows:

$$\begin{cases} e_x = x_2 - x_1 \\ e_y = y_2 - y_1 \\ e_z = z_2 - z_1 \end{cases} \quad (11)$$

We find the error dynamics as follows:

$$\begin{cases} \dot{e}_x = -e_x \\ \dot{e}_y = -e_y \\ \dot{e}_z = -ae_z - b(x_2^2 z_2 - x_1^2 z_1) - c(|x_2| - |x_1|) + x_2 y_2^2 - x_1 y_1^2 - x_2^2 + x_1^3 + u \end{cases} \quad (12)$$

Using active backstepping control, we establish a key result of this section.

Theorem 1. The master and slave chaotic jerk systems represented by (9) and (10) are globally and asymptotically synchronized by means of the active backstepping controller given by

$$u = -3e_x - 5e_y - (3-a)e_z + b(x_2^2 z_2 - x_1^2 z_1) + c(|x_2| - |x_1|) - x_2 y_2^2 + x_1 y_1^2 + x_2^3 - x_1^3 - K\sigma_z \quad (13)$$

where $\sigma_z = 2e_x + 2e_y + e_z$ and $K > 0$ is a gain constant.

Proof. The result is proved via backstepping control method, which is a recursive procedure in Lyapunov stability theory [1]. We start with the Lyapunov function

$$V_1(\sigma_x) = 0.5 \sigma_x^2 \quad (14)$$

where $\sigma_x = e_x$.

Differentiating V_1 along the error dynamics (12), we get

$$\dot{V}_1 = \sigma_x \dot{\sigma}_x = e_x \dot{e}_x = -e_x^2 + e_x (e_x + e_y) \quad (15)$$

We define

$$\sigma_y = e_x + e_y \quad (16)$$

Using Eq. (16), we can simplify Eq. (15) as

$$\dot{V}_1 = -\sigma_x^2 + \sigma_x \sigma_y \quad (17)$$

Next, we define the Lyapunov function

$$V_2(\sigma_x, \sigma_y) = V_1(\sigma_x) + 0.5\sigma_y^2 = 0.5(\sigma_x^2 + \sigma_y^2) \quad (18)$$

Differentiating V_2 along the error dynamics (12), we get

$$\dot{V}_2 = -\sigma_x^2 - \sigma_y^2 + \sigma_y (2e_x + 2e_y + e_z) \quad (19)$$

We define

$$\sigma_z = 2e_x + 2e_y + e_z \quad (20)$$

Using (20), we can express (19) as

$$\dot{V}_2 = -\sigma_x^2 - \sigma_y^2 + \sigma_y \sigma_z \quad (21)$$

Finally, we define the quadratic Lyapunov function

$$V(\sigma_x, \sigma_y, \sigma_z) = 0.5(\sigma_x^2 + \sigma_y^2 + \sigma_z^2) \quad (22)$$

It is evident that V is a positive definite function on R^3 .

Differentiating V along the error dynamics (14) and (16), we get

$$\dot{V} = -\sigma_x^2 - \sigma_y^2 - \sigma_z^2 + \sigma_z T \quad (23)$$

where

$$T = \sigma_z + \sigma_y + \dot{\sigma}_z = \sigma_z + \sigma_y + (2\dot{e}_x + 2\dot{e}_y + \dot{e}_z) \quad (24)$$

A simple calculation shows that

$$T = 3e_x + 5e_y + (3-a)e_z - b(x_2^2 z_2 - x_1^2 z_1) - c(|x_2| - |x_1|) + x_2 y_2^2 - x_1 y_1^2 - x_2^3 + x_1^3 + u \quad (25)$$

Substituting the value of u from Eq. (13) into Eq. (25), we obtain

$$T = -K\sigma_z \quad (26)$$

Substituting the value of T from Eq. (26) into Eq. (23), we get

$$\dot{V} = -\sigma_x^2 - \sigma_y^2 - (1+K)\sigma_z^2 \quad (27)$$

Thus, by Lyapunov stability theory, we conclude that $(\sigma_x(t), \sigma_y(t), \sigma_z(t)) \rightarrow (0, 0, 0)$ as $t \rightarrow \infty$.

Hence, it follows that $(e_x(t), e_y(t), e_z(t)) \rightarrow (0, 0, 0)$ as $t \rightarrow \infty$. This completes the proof. ■

For numerical plots, we take the constants (a, b, c) as in the chaotic case, viz. $a = 2$, $b = 0.2$ and $c = 0.5$. We take the gain as $K = 12$.

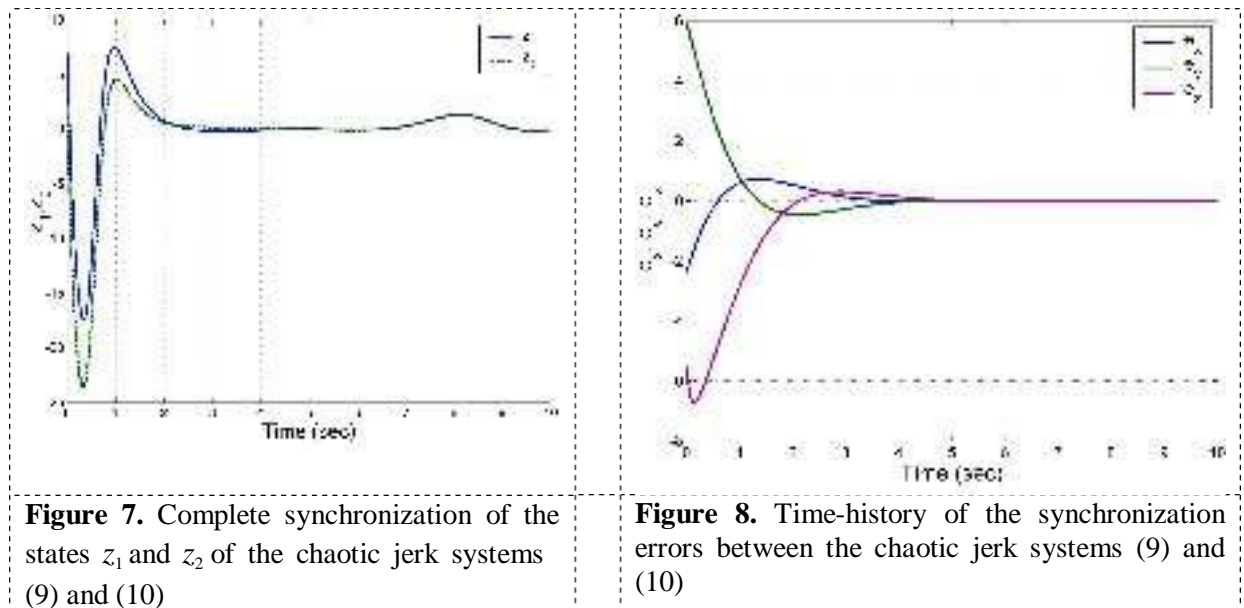
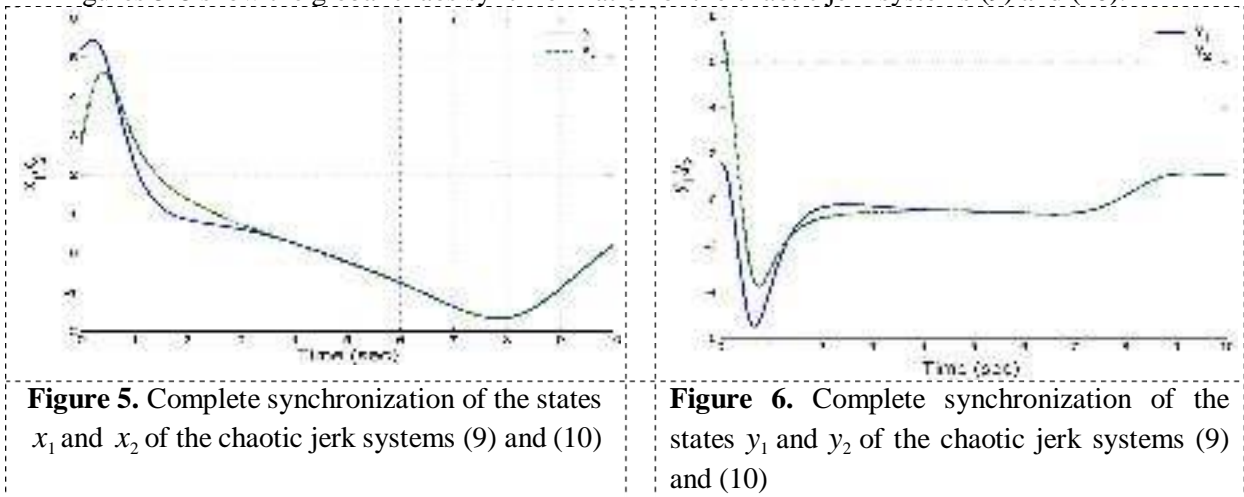
The initial conditions of the master jerk system (9) are chosen as

$$x_1(0) = 5.2, \quad y_1(0) = 1.4, \quad z_1(0) = 6.9 \quad (28)$$

The initial conditions of the slave jerk system (10) are chosen as

$$x_2(0) = 2.8, \quad y_2(0) = 7.3, \quad z_2(0) = 1.4 \quad (29)$$

Figures 5-8 show the global chaos synchronization of the chaotic jerk systems (9) and (10).



4. Circuit Implementation of the New Chaotic Jerk System

This section presents the MultiSIM design of an analog circuit in order to approve the theoretical models and confirm the applicability of the mathematical model. The schematic diagram of Figure 9 has been simulated in MultiSIM software. The electronic circuit involves only common available components such as resistors, capacitors, operational amplifiers, multipliers and diodes.

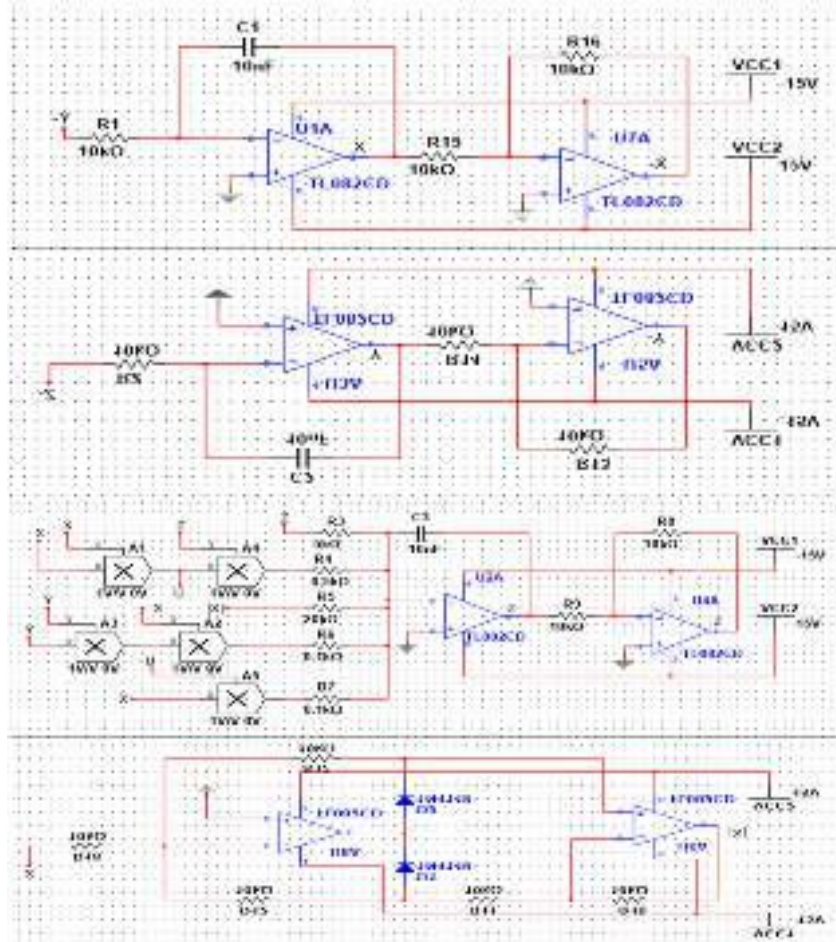


Figure 9 Circuit design for the new chaotic jerk system (4)

By applying Kirchoff electrical circuit laws yield the following circuit equations:

$$\begin{cases} \dot{x} = \frac{1}{C_1 R_1} y \\ \dot{y} = \frac{1}{C_2 R_2} z \\ \dot{z} = -\frac{1}{C R} z - \frac{1}{100 C R} x^2 z - \frac{1}{C R} |x| + \frac{1}{100 C R} x y^2 - \frac{1}{100 C R} x^3 \end{cases} \quad (30)$$

Here, x, y, z are the voltages across the capacitors $C_1, C_2,$ and $C_3,$ respectively.

We choose the values of electronic component as: $R_3 = 5 \text{ k}\Omega, R_4 = 0.5 \text{ k}\Omega, R_5 = 20 \text{ k}\Omega, R_6 = R_7 = 0.1 \text{ k}\Omega, R_1 = R_2 = R_8 = R_9 = R_{10} = R_{11} = R_{12} = R_{13} = R_{14} = R_{15} = R_{16} = R_{17} = R_{18} = 100 \text{ k}\Omega, C_1 = C_2 = C_3 = 10$

nF. Multisim results are reported in Figures 10-12. Clearly, the MultiSIM results show good agreement with the numerical simulations shown in Figures 2-4.

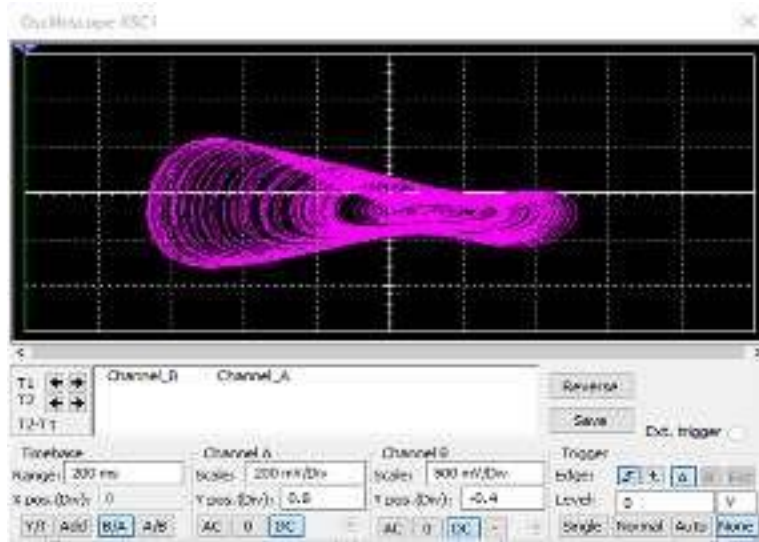


Figure 10. MultiSIM output of the new chaotic jerk system in (x, y) – plane




Figure 11. MultiSIM output of the new chaotic jerk system in (y, z) – plane

Figure 12. MultiSIM output of the new chaotic jerk system in (x, z) – plane

5. Conclusions

A new 3-D chaotic jerk system with four nonlinear systems was proposed in this study. We reported chaos in a 3-D mechanical chaotic jerk system with four nonlinear terms. As a control application, we designed active backstepping based global chaos synchronization for a pair of new chaotic jerk systems. As a circuit application, we designed MultiSIM electronic circuit for the new chaotic jerk system and showed that the MultiSIM outputs are in good agreement with the MATLAB outputs for the new jerk

References

- [1] Vaidyanathan S and Volos C 2017 *Advances and Applications in Chaotic Systems* (Berlin: Springer)
- [2] Pham V T, Vaidyanathan S, Volos C and Kapitaniak T 2018 *Nonlinear Dynamical Systems with Self-Excited and Hidden Attractors* (Berlin: Springer)
- [3] Vaidyanathan S, Azar A T, Rajagopal K, Sambas A, Kacar S and Cavusoglu U 2018 *International Journal of Simulation and Process Modelling* **13** 281-296
- [4] Tian R, Wu Q, Xiong Y, Yang X and Feng W 2014 *The European Physical Journal Plus* **129** 85
- [5] Zhou P, Bai R J and Zheng J M 2015 *Nonlinear Dynamics* **82** 519-525
- [6] Vaidyanathan S, Feki M, Sambas A and Lien C H 2018 *International Journal of Simulation and Process Modelling* **13** 419-432
- [7] Alonge F, Branciforte M and Motta F 2008 *IEEE Transactions on Instrumentation and Measurement* **58** 318-329
- [8] Vaidyanathan S, Sambas A, Mamat M and Sanjaya W S M 2017 *Archives of Control Sciences* **27** 541-554
- [9] Zhao X, Li Z and Li S 2011 *Applied Mathematics and Computation* **217** 6031-6039
- [10] Sambas A, Vaidyanathan S, Zhang S, Zeng Y, Mohamed M A and Mamat M 2019 *IEEE Access* **7** 115454-115462
- [11] Sambas, A., Vaidyanathan, S., Tlelo-Cuautle, E., Zhang, S., Guillen-Fernandez, O., Sukono, Hidayat, Y and Gundara, G. 2019, *Electronics*, **8**, 1211.
- [12] Sprott J C 1997 *American Journal of Physics* **65** 537-543
- [13] Li C and Sprott J C and Xing H 2016 *Physics Letters A* **380** 1172-1177
- [14] Elsonbaty A and El-Sayed A M A 2017 *Nonlinear Dynamics* **90** 2637-2655
- [15] Couillet P, Tresser C and Arneodo A 1979 *Physics Letters A* **72** 268-270
- [16] Vaidyanathan S 2015 *International Journal of Modelling, Identification and Control* **23** 380-392
- [17] Vaidyanathan S and Azar A T 2016 *Studies in Fuzziness and Soft Computing* **337** 581-607
- [18] Wolf A, Swift J B, Swinney H L and Vastano J A 1985 *Physica D* **16** 285-317

PAPER • OPEN ACCESS

A New 3-D Chaotic Jerk System with Four Nonlinear Terms, its Backstepping Synchronization and Circuit Simulation

To cite this article: K. Lamamra *et al* 2020 *J. Phys.: Conf. Ser.* **1477** 022017

View the [article online](#) for updates and enhancements.

You may also like

- [Research on a Robust Backstepping Attitude Controller for Multi-rotor Plant Protection UAV](#)
Yunling Liu and Yan Ma
- [Analysis and comparison of nonlinear control for DC/DC buck converter in PV system](#)
L N Palupi, T Winarno, E Mandayatma et al.
- [Adaptive backstepping control for Buck DC/DC converter and DC motor](#)
L Ardhenta, R K Subroto and R N Hasanah

A New 3-D Chaotic Jerk System with Four Nonlinear Terms, its Backstepping Synchronization and Circuit Simulation

K. Lamamra^{1,*}, S. Vaidyanathan², W. T. Putra³, E. Darnila⁴, A. Sambas⁵, and Mujiarto⁵

¹ Department of Electronics, University of Larbi Ben Mhidi, Oum El Bouaghi, Algeria

² Research and Development Centre, Vel Tech University, Avadi, Chennai, India

³ Department of Mechanical Engineering, Universitas Muhammadiyah Ponorogo, Indonesia

⁴ Department of Informatic, Universitas Malikussaleh, Aceh Utara, Indonesia

⁵ Department of Mechanical Engineering, Universitas Muhammadiyah Tasikmalaya, Indonesia

*Lamamra.Kheireddine@univ-oeb.dz

Abstract. A new 3-D chaotic jerk system with four nonlinear systems is proposed in this research work. There is great interest in the literature in discovering chaos in mechanical systems. In this work, we find chaos in a 3-D chaotic jerk system, which is a mechanical oscillator with four nonlinear terms. As a control application, we design backstepping based global chaos synchronization for a pair of new chaotic jerk systems. As a circuit application, we design MultiSIM electronic circuit for the new chaotic jerk system. The MultiSIM outputs show good agreement with the MATLAB outputs for the new jerk system.

1. Introduction

Chaos theory deals with nonlinear dynamical systems exhibiting high sensitivity to small changes in initial conditions [1-2]. Mathematically, chaotic systems are characterized by the presence of at least one positive Lyapunov exponent.

Chaotic systems have several applications in science and engineering. Some important applications of chaotic systems can be cited as temperature systems [3], spring-pendulum oscillator [4], motor DC [5], biological snap oscillator [6], radar [7], robotic [8], economic [9], circuits [10-11], etc.

In physics, a jerk ODE can be written as the third order dynamics

$$\frac{d^3x}{dt^3} = \varphi \left(x, \frac{dx}{dt}, \frac{d^2x}{dt^2} \right) \quad (1)$$

In (1), $x(t)$ stands for the displacement, $\frac{dx}{dt}$ the velocity, $\frac{d^2x}{dt^2}$ the acceleration and $\frac{d^3x}{dt^3}$ the jerk.

Thus, we call the third order differential equation (1) as the *jerk differential equation*.

In mechanical engineering, jerk differential equations have several applications in oscillatory motion [1-2].

In qualitative analysis, it is convenient to express the third-order ODE (1) in a system form.

For this purpose, we define the following phase variables:



$$\begin{cases} x_1(t) = x(t) \\ x_2(t) = \dot{x}(t) \\ x_3(t) = \ddot{x}(t) \end{cases} \quad (2)$$

Thus, the state variables in (2) can be viewed as the *displacement*, *velocity* and *acceleration*, respectively. Using these state variables, we can express the jerk differential equation (1) as follows:

$$\begin{cases} \dot{x}_1 = x_2 \\ \dot{x}_2 = x_3 \\ \dot{x}_3 = \varphi(x_1, x_2, x_3) \end{cases} \quad (3)$$

Many jerk systems have been reported in the chaos literature [12-17]. Some famous jerk systems in the mechanical engineering are Sprott systems [12], Li system [13], Elsonbaty system [14], Couillet system [15], Vaidyanathan systems [16-17], etc.

In this research paper, we report the finding of a new chaotic jerk system with four nonlinear terms. We describe the phase plots of the jerk system and carry out a rigorous dynamic analysis by finding equilibrium points, Lyapunov exponents, Kaplan-Yorke dimension, symmetry analysis, etc.

As a control application, we derive new results for the backstepping based synchronization of the new chaotic jerk system with itself. Synchronization of chaotic systems deals with the control problem of finding suitable feedback control laws so as to asymptotically synchronize the respective trajectories of a pair of chaotic systems called as master and slave systems. We use backstepping control method for achieving global chaos synchronization of the new chaotic jerk system with itself. Backstepping control method is a recursive procedure used for stabilizing nonlinear dynamical systems [1-2].

Section 2 describes the new chaotic jerk system, its phase plots and Lyapunov exponents. Section 3 describes the backstepping-based adaptive synchronization of the new chaotic jerk system with itself. Furthermore, an electronic circuit realization of the new chaotic system is presented in detail in Section 4. The circuit experimental results of the new chaotic jerk system in Section 4 agreement with the numerical simulations via MATLAB obtained in Section 2. Section 5 draws the main conclusions.

2. A New Chaotic Jerk System with Four Nonlinear Terms

In this work, we report a new 3-D jerk system modelled by

$$\begin{cases} \dot{x} = y \\ \dot{y} = z \\ \dot{z} = -az - bx^2z - c|x| + xy^2 - x^3 \end{cases} \quad (4)$$

where $X = (x, y, z)$ is the state and a, b, c are positive constants.

In this paper, we show that the 3-D jerk system (4) is *chaotic* for the parameter values

$$a = 2, b = 0.2, c = 0.5 \quad (5)$$

Using Wolf's algorithm [18], the Lyapunov exponents of the system (4) for the parameter set $(a, b, c) = (2, 0.2, 0.5)$ and the initial state $X(0) = (0.2, 0.2, 0.2)$ were found as

$$LE_1 = 0.1979, LE_2 = 0, LE_3 = -2.7849 \quad (6)$$

Thus, the 3-D jerk system (4) is chaotic with a positive Lyapunov exponent, LE_1 .

It is noted that the sum of the Lyapunov exponents in (6) is negative.

$$LE_1 + LE_2 + LE_3 = -2.5870 < 0 \quad (7)$$

This shows that the system (4) is dissipative with a strange chaotic attractor.

The Kaplan-Yorke dimension of the jerk system (4) is computed as

$$D_{KY} = 2 + \frac{LE_1 + LE_2}{|LE_3|} = 2.0711 \tag{8}$$

The equilibrium points of the new chaotic jerk system (4) are easily determined as $E_0 = (0, 0, 0)$ and $E_1 = (-0.7071, 0, 0)$. These equilibrium points are in a critical case, and Lyapunov’s first stability method based on linearization matrices is not successful to analyze the stability behaviour of E_0 and E_1 . From the phase plots, we infer that these equilibrium points have unstable behaviour.

Figure 1 shows the Lyapunov exponents of the 3-D chaotic jerk system (4) for the parameter set $(a, b, c) = (2, 0.2, 0.5)$ and initial state $X(0) = (0.2, 0.2, 0.2)$.

Figures 2-4 show the 2-D phase portraits of the hyperchaotic system (1) for the parameter set $(a, b, c) = (2, 0.2, 0.5)$ and initial state $X(0) = (0.2, 0.2, 0.2)$.

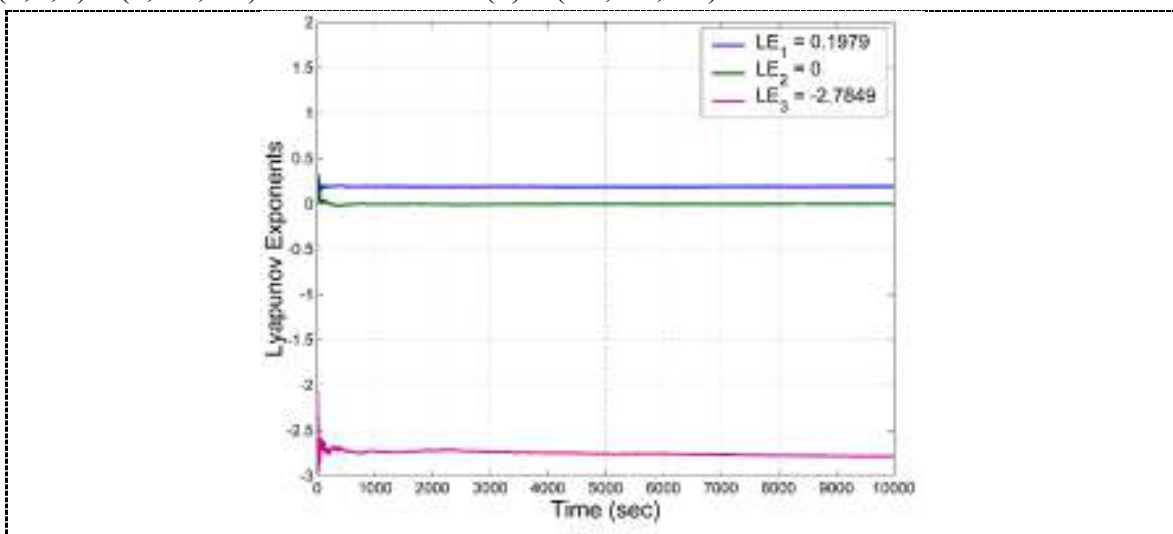


Figure 1. Lyapunov exponents of the new chaotic jerk system (4) for the parameter set $(a, b, c) = (2, 0.2, 0.5)$ and initial state $X(0) = (0.2, 0.2, 0.2)$

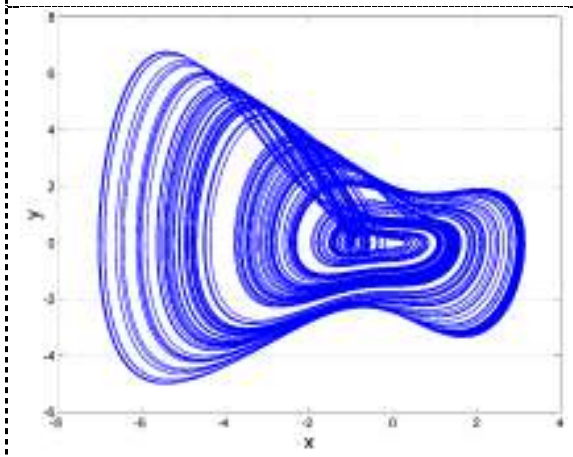


Figure 2. MATLAB plot showing the 2-D phase portrait of the new chaotic jerk system (4) in the (x, y) -plane for $(a, b, c) = (2, 0.2, 0.5)$ and $X(0) = (0.2, 0.2, 0.2)$

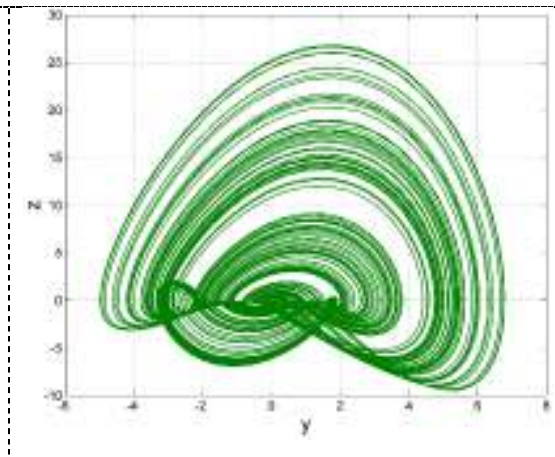


Figure 3. MATLAB plot showing the 2-D phase portrait of the new chaotic jerk system (4) in the (y, z) -plane for $(a, b, c) = (2, 0.2, 0.5)$ and $X(0) = (0.2, 0.2, 0.2)$

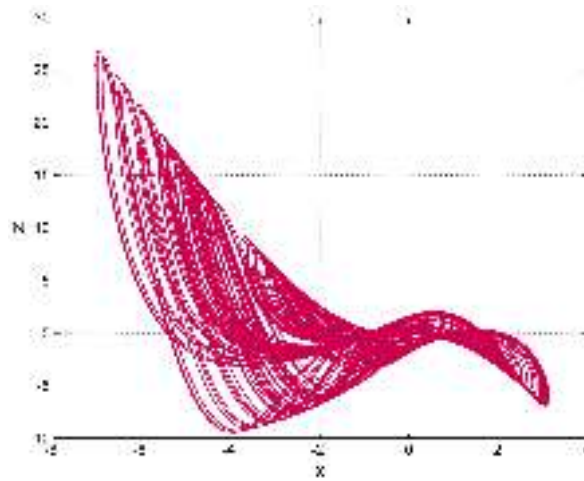


Figure 4. MATLAB plot showing the 2-D phase portrait of the new chaotic jerk system (4) in the (x, z) -plane for $(a, b, c) = (2, 0.2, 0.5)$ and $X(0) = (0.2, 0.2, 0.2)$

3. Backstepping-Based Global Chaos Synchronization of the Chaotic Jerk Systems

In this section, we use backstepping control method to achieve global chaos synchronization of the new chaotic jerk systems.

As the master system for the synchronization, we consider the new chaotic jerk system

$$\begin{cases} \dot{x}_1 = y_1 \\ \dot{y}_1 = z_1 \\ \dot{z}_1 = -az_1 - bx_1^2 z_1 - c|x_1| + x_1 y_1^2 - x_1^3 \end{cases} \quad (9)$$

In (9), x_1, y_1, z_1 are the states and a, b, c are positive, constant, parameters.

As the slave system for the synchronization, we consider the new chaotic jerk system

$$\begin{cases} \dot{x}_2 = y_2 \\ \dot{y}_2 = z_2 \\ \dot{z}_2 = -az_2 - bx_2^2 z_2 - c|x_2| + x_2 y_2^2 - x_2^3 + u \end{cases} \quad (10)$$

In (10), x_2, y_2, z_2 are the states and u is a backstepping control to be designed.

The synchronization error between the jerk systems (9) and (10) can be defined as follows:

$$\begin{cases} e_x = x_2 - x_1 \\ e_y = y_2 - y_1 \\ e_z = z_2 - z_1 \end{cases} \quad (11)$$

We find the error dynamics as follows:

$$\begin{cases} \dot{e}_x = e_y \\ \dot{e}_y = e_z \\ \dot{e}_z = -ae_z - b(x_2^2 z_2 - x_1^2 z_1) - c(|x_2| - |x_1|) + x_2 y_2^2 - x_1 y_1^2 - x_2^2 + x_1^3 + u \end{cases} \quad (12)$$

Using active backstepping control, we establish a key result of this section.

Theorem 1. The master and slave chaotic jerk systems represented by (9) and (10) are globally and asymptotically synchronized by means of the active backstepping controller given by

$$u = -3e_x - 5e_y - (3-a)e_z + b(x_2^2 z_2 - x_1^2 z_1) + c(|x_2| - |x_1|) - x_2 y_2^2 + x_1 y_1^2 + x_2^3 - x_1^3 - K\sigma_z \quad (13)$$

where $\sigma_z = 2e_x + 2e_y + e_z$ and $K > 0$ is a gain constant.

Proof. The result is proved via backstepping control method, which is a recursive procedure in Lyapunov stability theory [1]. We start with the Lyapunov function

$$V_1(\sigma_x) = 0.5 \sigma_x^2 \quad (14)$$

where $\sigma_x = e_x$.

Differentiating V_1 along the error dynamics (12), we get

$$\dot{V}_1 = \sigma_x \dot{\sigma}_x = e_x e_y = -e_x^2 + e_x(e_x + e_y) \quad (15)$$

We define

$$\sigma_y = e_x + e_y \quad (16)$$

Using Eq. (16), we can simplify Eq. (15) as

$$\dot{V}_1 = -\sigma_x^2 + \sigma_x \sigma_y \quad (17)$$

Next, we define the Lyapunov function

$$V_2(\sigma_x, \sigma_y) = V_1(\sigma_x) + 0.5\sigma_y^2 = 0.5(\sigma_x^2 + \sigma_y^2) \quad (18)$$

Differentiating V_2 along the error dynamics (12), we get

$$\dot{V}_2 = -\sigma_x^2 - \sigma_y^2 + \sigma_y(2e_x + 2e_y + e_z) \quad (19)$$

We define

$$\sigma_z = 2e_x + 2e_y + e_z \quad (20)$$

Using (20), we can express (19) as

$$\dot{V}_2 = -\sigma_x^2 - \sigma_y^2 + \sigma_x \sigma_y \quad (21)$$

Finally, we define the quadratic Lyapunov function

$$V(\sigma_x, \sigma_y, \sigma_z) = 0.5(\sigma_x^2 + \sigma_y^2 + \sigma_z^2) \quad (22)$$

It is evident that V is a positive definite function on R^3 .

Differentiating V along the error dynamics (14) and (16), we get

$$\dot{V} = -\sigma_x^2 - \sigma_y^2 - \sigma_z^2 + \sigma_z T \quad (23)$$

where

$$T = \sigma_z + \sigma_y + \dot{\sigma}_z = \sigma_z + \sigma_y + (2\dot{e}_x + 2\dot{e}_y + \dot{e}_z) \quad (24)$$

A simple calculation shows that

$$T = 3e_x + 5e_y + (3-a)e_z - b(x_2^2 z_2 - x_1^2 z_1) - c(|x_2| - |x_1|) + x_2 y_2^2 - x_1 y_1^2 - x_2^3 + x_1^3 + u \quad (25)$$

Substituting the value of u from Eq. (13) into Eq. (25), we obtain

$$T = -K\sigma_z \quad (26)$$

Substituting the value of T from Eq. (26) into Eq. (23), we get

$$\dot{V} = -\sigma_x^2 - \sigma_y^2 - (1 + K)\sigma_z^2 \tag{27}$$

Thus, by Lyapunov stability theory, we conclude that $(\sigma_x(t), \sigma_y(t), \sigma_z(t)) \rightarrow (0, 0, 0)$ as $t \rightarrow \infty$.

Hence, it follows that $(e_x(t), e_y(t), e_z(t)) \rightarrow (0, 0, 0)$ as $t \rightarrow \infty$. This completes the proof. ■

For numerical plots, we take the constants (a, b, c) as in the chaotic case, viz. $a = 2$, $b = 0.2$ and $c = 0.5$. We take the gain as $K = 12$.

The initial conditions of the master jerk system (9) are chosen as

$$x_1(0) = 5.2, \quad y_1(0) = 1.4, \quad z_1(0) = 6.9 \tag{28}$$

The initial conditions of the slave jerk system (10) are chosen as

$$x_2(0) = 2.8, \quad y_2(0) = 7.3, \quad z_2(0) = 1.4 \tag{29}$$

Figures 5-8 show the global chaos synchronization of the chaotic jerk systems (9) and (10).

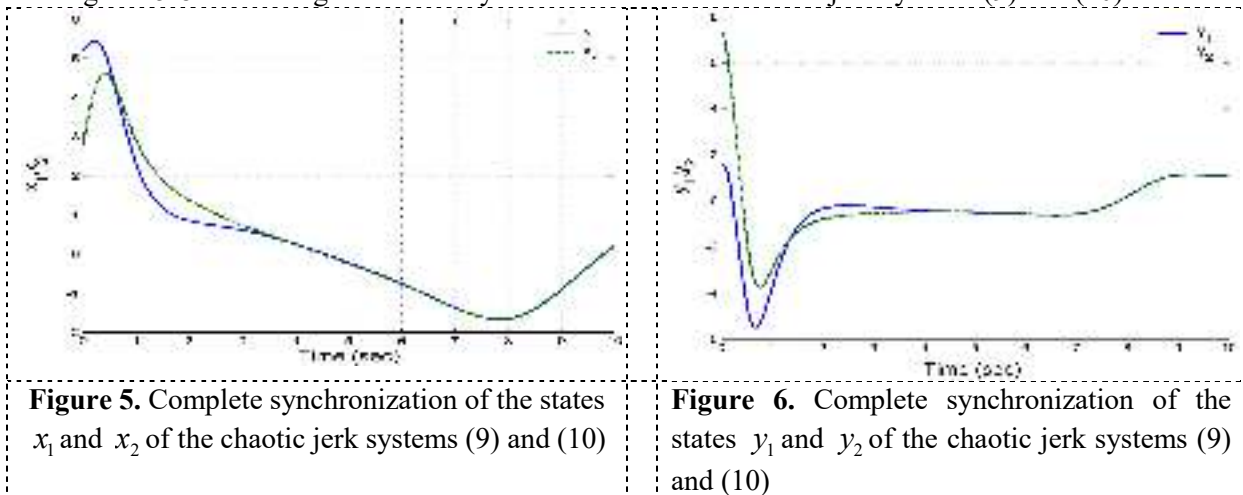


Figure 5. Complete synchronization of the states x_1 and x_2 of the chaotic jerk systems (9) and (10)

Figure 6. Complete synchronization of the states y_1 and y_2 of the chaotic jerk systems (9) and (10)

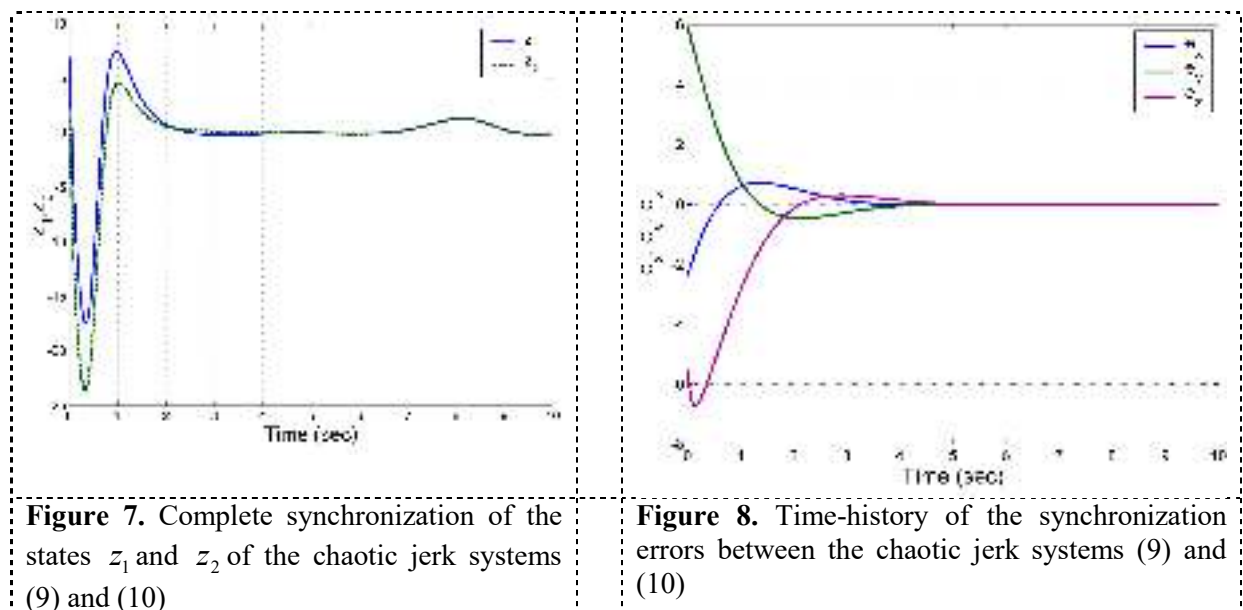


Figure 7. Complete synchronization of the states z_1 and z_2 of the chaotic jerk systems (9) and (10)

Figure 8. Time-history of the synchronization errors between the chaotic jerk systems (9) and (10)

4. Circuit Implementation of the New Chaotic Jerk System

This section presents the MultiSIM design of an analog circuit in order to approve the theoretical models and confirm the applicability of the mathematical model. The schematic diagram of Figure 9 has been simulated in MultiSIM software. The electronic circuit involves only common available components such as resistors, capacitors, operational amplifiers, multipliers and diodes.

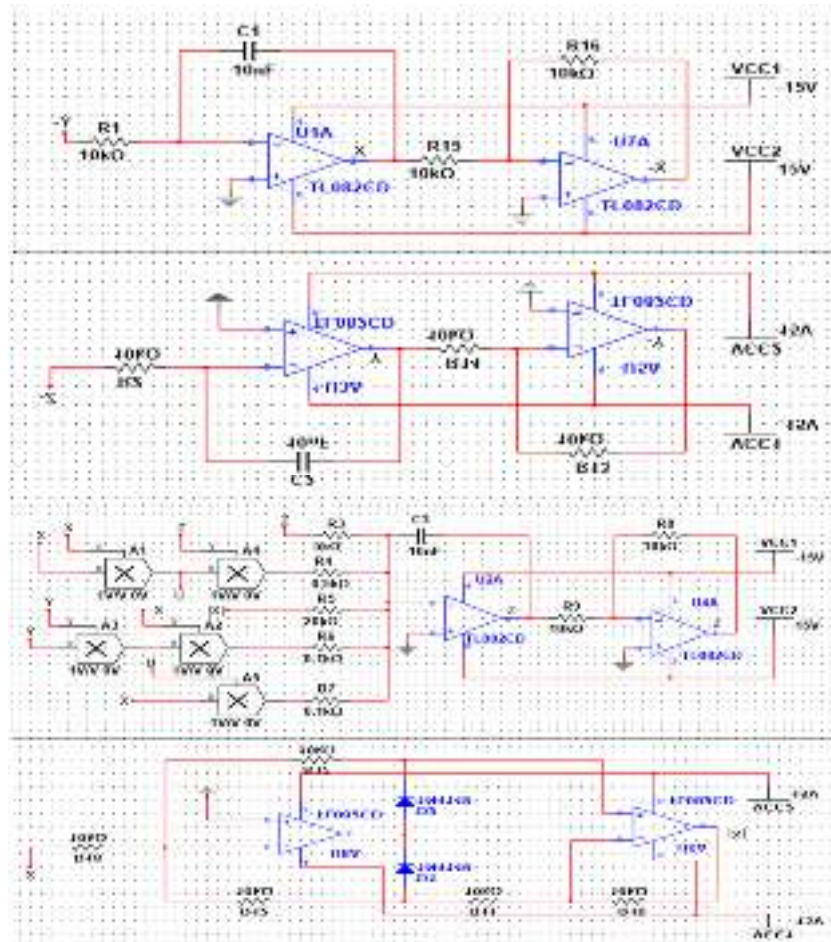


Figure 9 Circuit design for the new chaotic jerk system (4)

By applying Kirchoff electrical circuit laws yield the following circuit equations:

$$\begin{cases} \dot{x} = \frac{1}{C_1 R_1} y \\ \dot{y} = \frac{1}{C_2 R_2} z \\ \dot{z} = -\frac{1}{C_3 R_3} z - \frac{1}{100 C_3 R_4} x^2 z - \frac{1}{C_3 R_5} |x| + \frac{1}{100 C_3 R_6} x y^2 - \frac{1}{100 C_3 R_7} x^3 \end{cases} \quad (30)$$

Here, x, y, z are the voltages across the capacitors $C_1, C_2,$ and $C_3,$ respectively.

We choose the values of electronic component as: $R_3 = 5 \text{ k}\Omega, R_4 = 0.5 \text{ k}\Omega, R_5 = 20 \text{ k}\Omega, R_6 = R_7 = 0.1 \text{ k}\Omega, R_1 = R_2 = R_8 = R_9 = R_{10} = R_{11} = R_{12} = R_{13} = R_{14} = R_{15} = R_{16} = R_{17} = R_{18} = 100 \text{ k}\Omega, C_1 = C_2 = C_3 = 10$

nF. Multisim results are reported in Figures 10-12. Clearly, the MultiSIM results show good agreement with the numerical simulations shown in Figures 2-4.

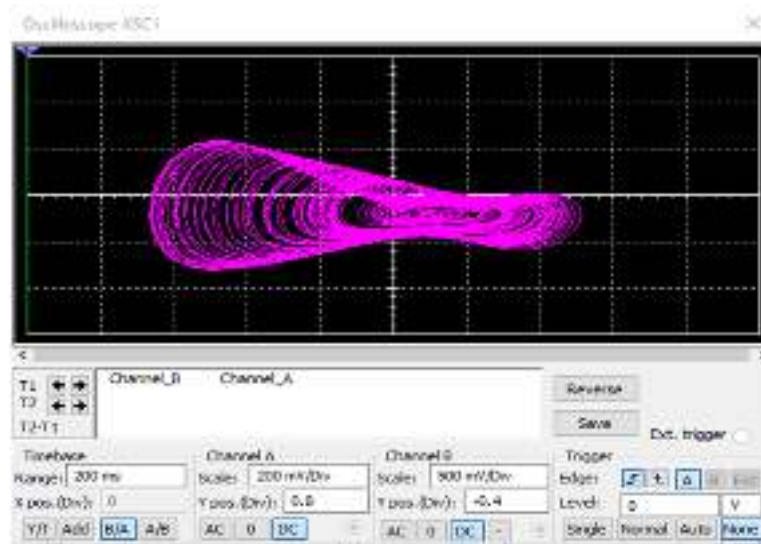


Figure 10. MultiSIM output of the new chaotic jerk system in (x, y) – plane

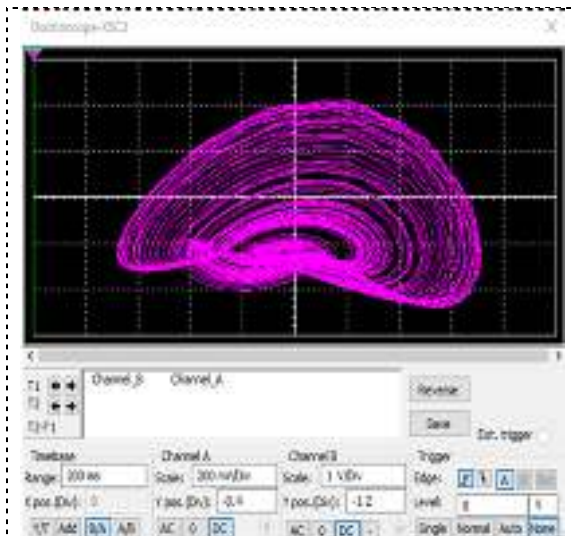


Figure 11. MultiSIM output of the new chaotic jerk system in (y, z) – plane

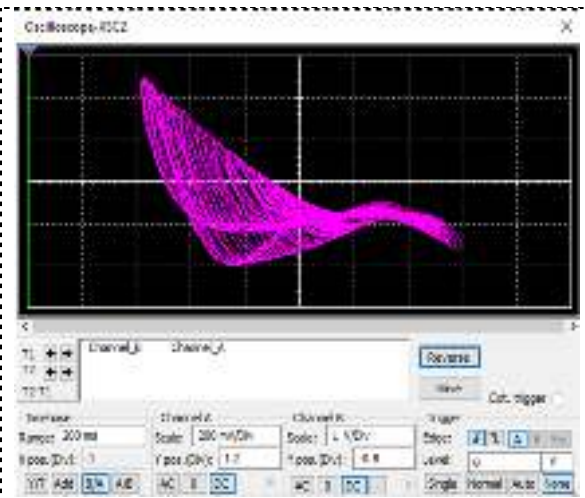


Figure 12. MultiSIM output of the new chaotic jerk system in (x, z) – plane

5. Conclusions

A new 3-D chaotic jerk system with four nonlinear systems was proposed in this study. We reported chaos in a 3-D mechanical chaotic jerk system with four nonlinear terms. As a control application, we designed active backstepping based global chaos synchronization for a pair of new chaotic jerk systems. As a circuit application, we designed MultiSIM electronic circuit for the new chaotic jerk system and showed that the MultiSIM outputs are in good agreement with the MATLAB outputs for the new jerk

References

- [1] Vaidyanathan S and Volos C 2017 *Advances and Applications in Chaotic Systems* (Berlin: Springer)
- [2] Pham V T, Vaidyanathan S, Volos C and Kapitaniak T 2018 *Nonlinear Dynamical Systems with Self-Excited and Hidden Attractors* (Berlin: Springer)
- [3] Vaidyanathan S, Azar A T, Rajagopal K, Sambas A, Kacar S and Cavusoglu U 2018 *International Journal of Simulation and Process Modelling* **13** 281-296
- [4] Tian R, Wu Q, Xiong Y, Yang X and Feng W 2014 *The European Physical Journal Plus* **129** 85
- [5] Zhou P, Bai R J and Zheng J M 2015 *Nonlinear Dynamics* **82** 519-525
- [6] Vaidyanathan S, Feki M, Sambas A and Lien C H 2018 *International Journal of Simulation and Process Modelling* **13** 419-432
- [7] Alonge F, Branciforte M and Motta F 2008 *IEEE Transactions on Instrumentation and Measurement* **58** 318-329
- [8] Vaidyanathan S, Sambas A, Mamat M and Sanjaya W S M 2017 *Archives of Control Sciences* **27** 541-554
- [9] Zhao X, Li Z and Li S 2011 *Applied Mathematics and Computation* **217** 6031-6039
- [10] Sambas A, Vaidyanathan S, Zhang S, Zeng Y, Mohamed M A and Mamat M 2019 *IEEE Access* **7** 115454-115462
- [11] Sambas, A., Vaidyanathan, S., Tlelo-Cuautle, E., Zhang, S., Guillen-Fernandez, O., Sukono, Hidayat, Y and Gundara, G. 2019, *Electronics*, **8**, 1211.
- [12] Sprott J C 1997 *American Journal of Physics* **65** 537-543
- [13] Li C and Sprott J C and Xing H 2016 *Physics Letters A* **380** 1172-1177
- [14] Elsonbaty A and El-Sayed A M A 2017 *Nonlinear Dynamics* **90** 2637-2655
- [15] Couillet P, Tresser C and Arneodo A 1979 *Physics Letters A* **72** 268-270
- [16] Vaidyanathan S 2015 *International Journal of Modelling, Identification and Control* **23** 380-392
- [17] Vaidyanathan S and Azar A T 2016 *Studies in Fuzziness and Soft Computing* **337** 581-607
- [18] Wolf A, Swift J B, Swinney H L and Vastano J A 1985 *Physica D* **16** 285-317